

1

	A	
F		K
P		V
B	X	E
R	I	S
M	G	H
	C	

A – L Enter Working Trot.
L.....Halt.....Salute

2

	A	
F	D	K
P	L	V
B	X	E
R	I	S
M	G	H
	C	

LXMC....Collected Trot.

3

	A	
F	D	K
P	L	V
B	X	E
R	I	S
M	G	H
	C	

C – AWorking Trot.
5 Loop Serpentine quarter line to quarter line.

4

	A	
F	D	K
P	L	V
B	X	E
R	I	S
M	G	H
	C	

A - F... Working Trot.
F –E...Extended Trot.

5

	A	
F	D	K
P	L	V
B	X	E
R	I	S
M	G	H
	C	

E....Collected Trot.
Circle Right 20
Reins in one Hand

6

	A	
F	D	K
P	L	V
B	X	E
R	I	S
M	G	H
	C	

EM ...Extended Trot,
reins in one hand

7

	A	
F	D	K
P	L	V
B	X	E
R	I	S
M	G	H
	C	

MCHIX ...Reins at will
Working Trot.

8

	A	
F	D	K
P	L	V
B	X	E
R	I	S
M	G	H
	C	

XCollected Trot.
Reins on one hand.
Circle left 15m,
Circle left 20m.

9

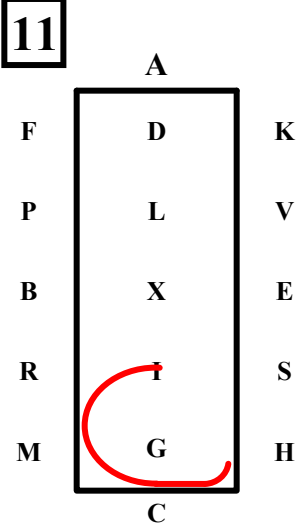
	A	
F	D	K
P	L	V
B	X	E
R	I	S
M	G	H
	C	

XF..... Reins at will
Extended Trot.
FAK...Working Trot.

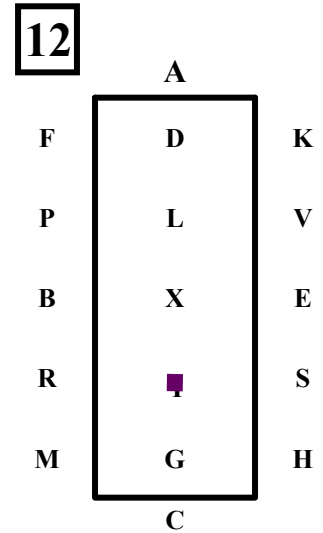
10

	A	
F	D	K
P	L	V
B	X	E
R	I	S
M	G	H
	C	

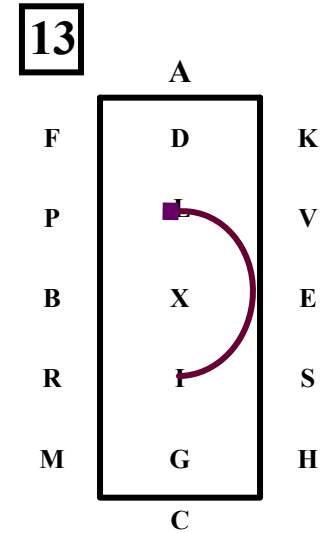
KV.....Collected Trot
VH....Reins in one hand,
..10m deviation.



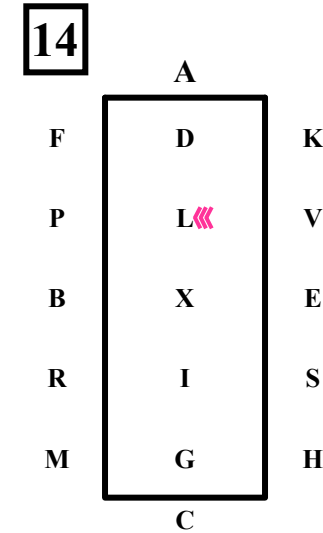
HCI...Reins at will
Working Trot,
Loop right 30m



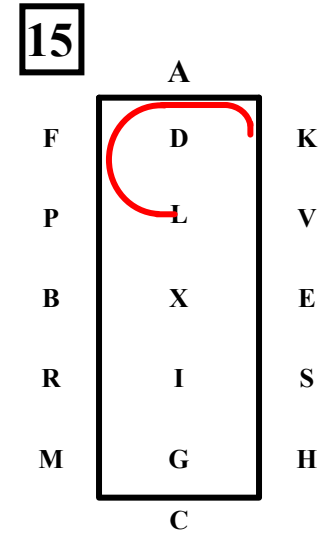
IHalt 10 seconds.



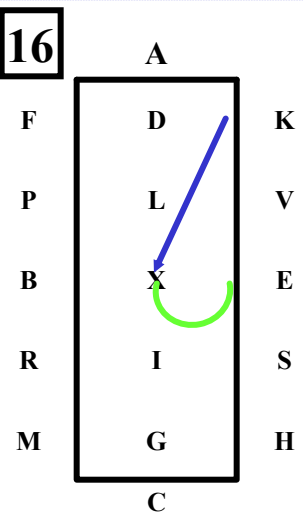
I – LWalk; 40m half circle.
HALT...Driver on centre line.



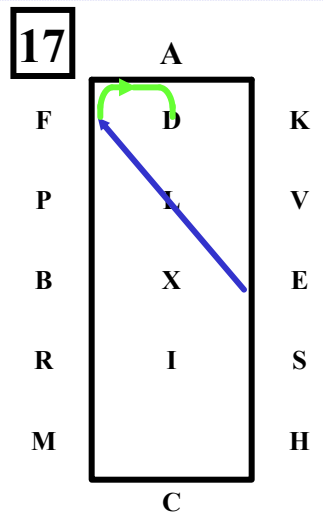
L.....Rein Back 3 metres



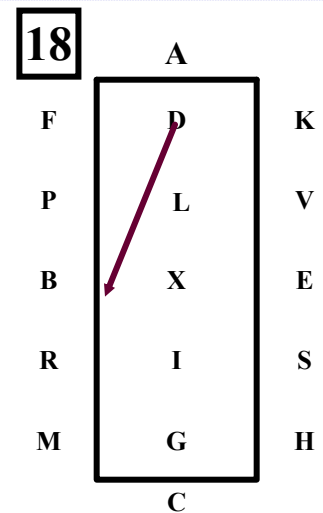
LAK...Working Trot,
Loop right 30m



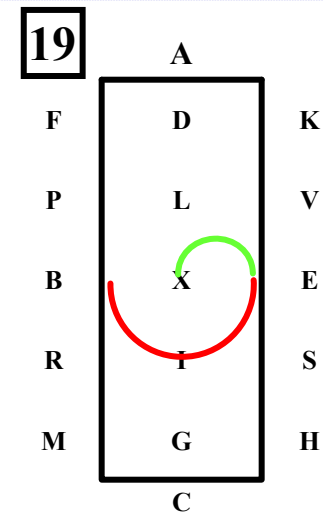
KX...Extended Trot.
XE...Collected Trot 20 m
half circle left



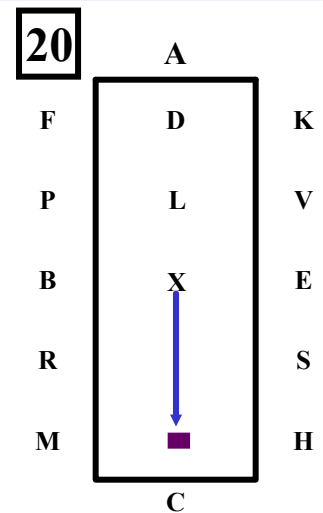
EF.... Extended Trot.
FAD...Collected Trot



DBWalk.



BIE....Working Trot.
EX.....Collected Trot.20m
half circle left



XG...Extended Trot.
G.....Halt.....Salute.

Colour Code ■ Halt or walk ■ Collected trot ■ Working trot ■ Extended trot ■ Rein back